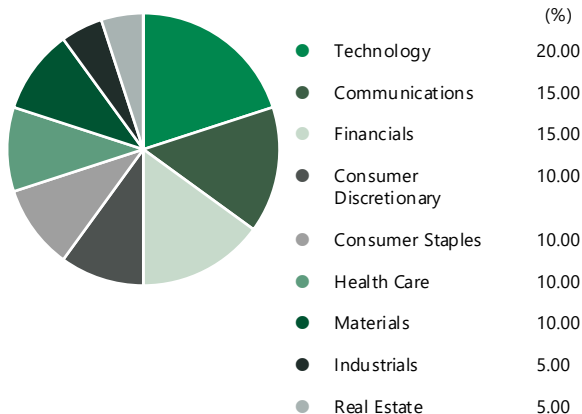


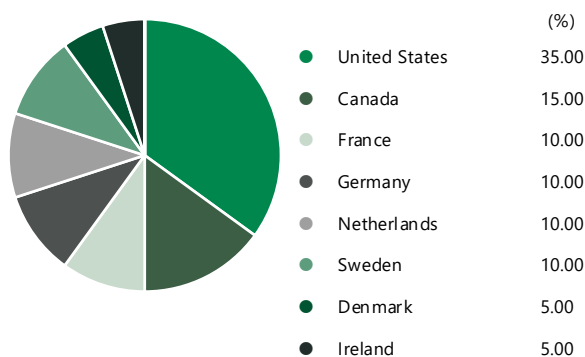
# Better Equality Basket details

Underlying (20)	(%)
Accenture Plc (ACN UN EQUITY)	5.00
Bank of Nova Scotia (BNS CT EQUITY)	5.00
BASF SE (BAS GY EQUITY)	5.00
BCE Inc. (BCE CT EQUITY)	5.00
Capgemini SE (CAP FP EQUITY)	5.00
Digital Realty Trust Inc. (DLR UN EQUITY)	5.00
Home Depot, Inc. (HD UN EQUITY)	5.00
Johnson & Johnson (JNJ UN EQUITY)	5.00
Koninklijke Ahold Delhaize NV (AD NA EQUITY)	5.00
Merck KGaA (MRK GY EQUITY)	5.00
Mondelez International Inc. (MDLZ UW EQUITY)	5.00
Nutrien Limited (NTR CT EQUITY) *Historical prices date back to: 2017-12-29	5.00
Publicis Groupe SA (PUB FP EQUITY)	5.00
Qualcomm Inc. (QCOM UW EQUITY)	5.00
Stellantis NV (STLAM IM EQUITY)	5.00
Swedbank AB (SWEDA SS EQUITY)	5.00
Telefonaktiebolaget LM Ericsson (ERICB SS EQUITY)	5.00
Tryg A/S (TRYG DC EQUITY)	5.00
Union Pacific Corporation (UNP UN EQUITY)	5.00
Verizon Communications Inc. (VZ UN EQUITY)	5.00

Sectorial Allocation



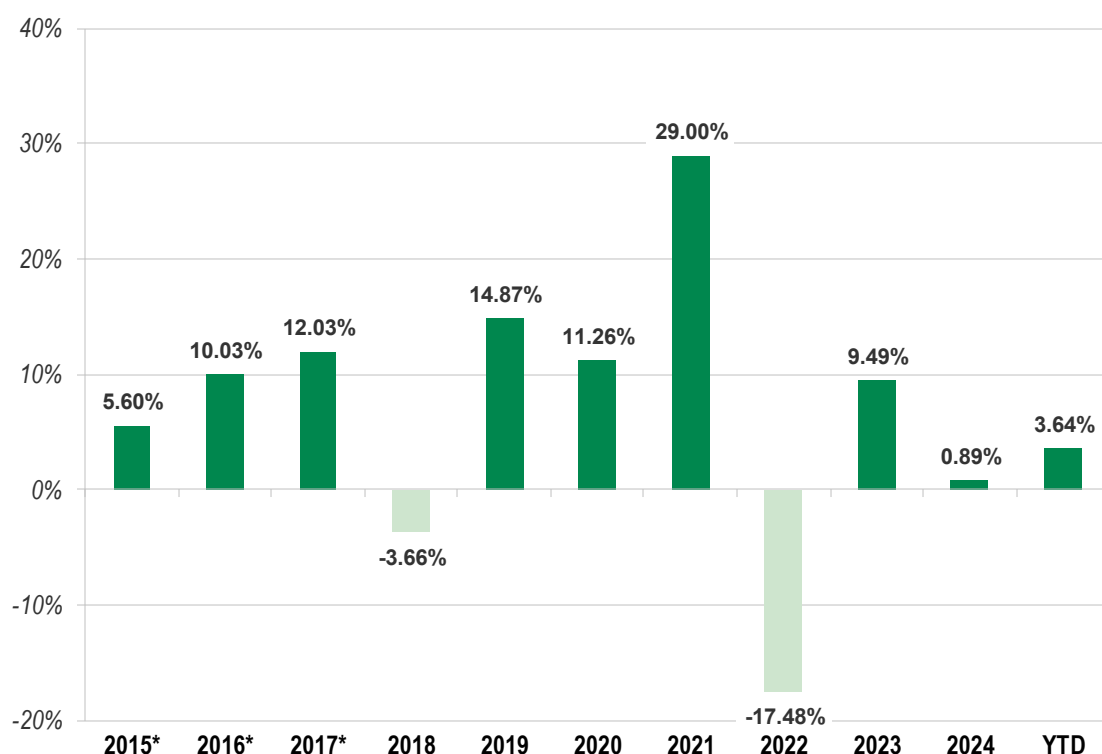
Geographic Allocation



Values as of December 31, 2025. Provided for illustrative purposes only. Past performance is not indicative of future returns  
For advisor internal use only.

If there is a discrepancy between the information provided in this document and the products characteristics provided in the investment agreement, the later prevail.

## Better Equality Basket performance by year



\*Historical prices for the period do not include one or more underlyings (see table on the previous page)

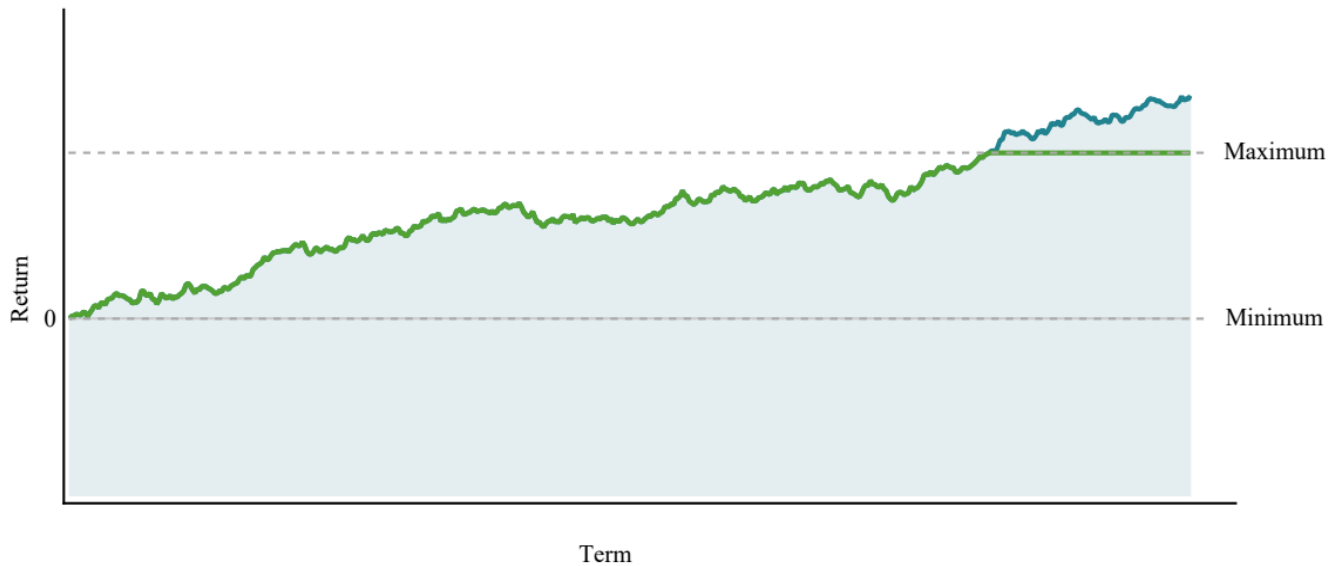
## Better Equality Basket performance by period

Period	1 year	2 years	3 years	4 years	5 years	10 years
Performance	3.64%	2.50%	4.18%	-1.98%	3.38%	5.69%*

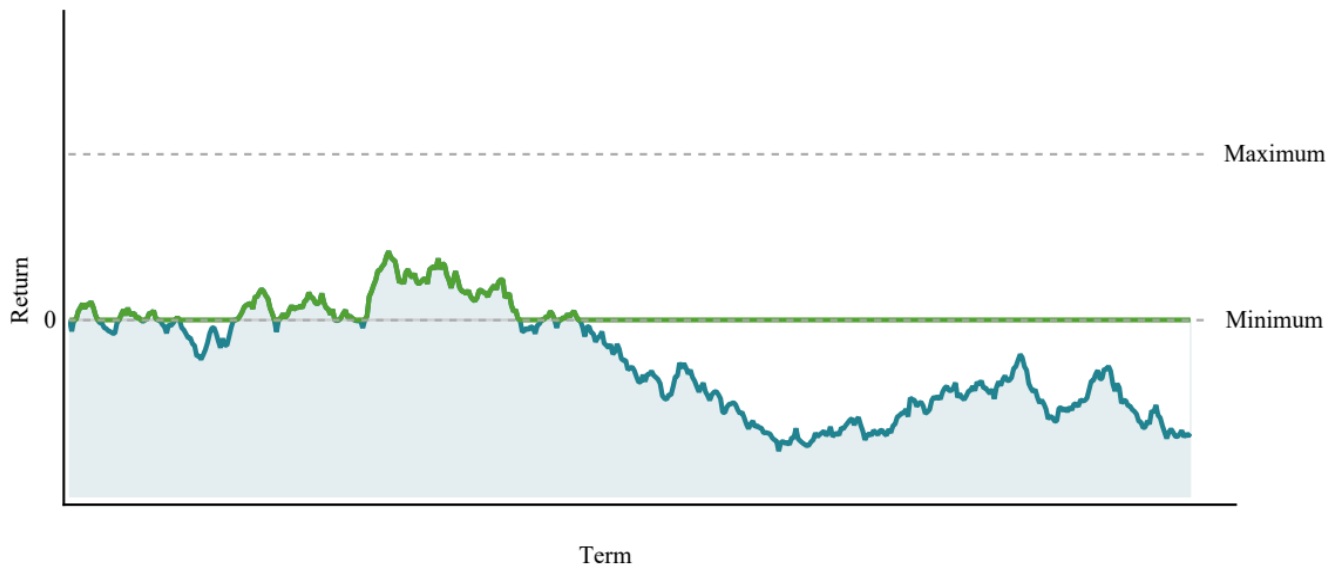
Annual  
Compound  
Returns  
(%)

\*Historical prices for the period do not include one or more underlyings (see table on the previous page)

## Example of bull market performance



## Example of bear market performance



— Cumulative investment return

— Cumulative return of the investment components on the stock markets

Values as of December 31, 2025. Provided for illustrative purposes only. Past performance is not indicative of future returns  
For advisor internal use only.

If there is a discrepancy between the information provided in this document and the products characteristics provided in the investment agreement, the later prevail.