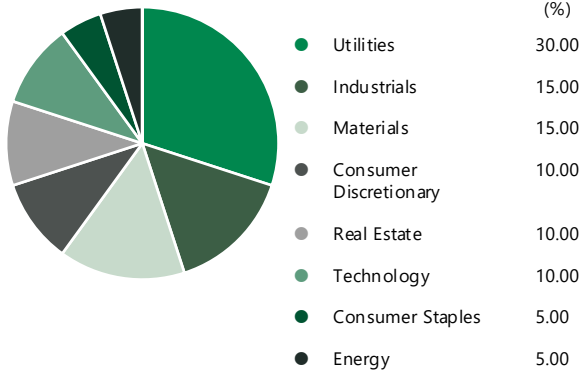


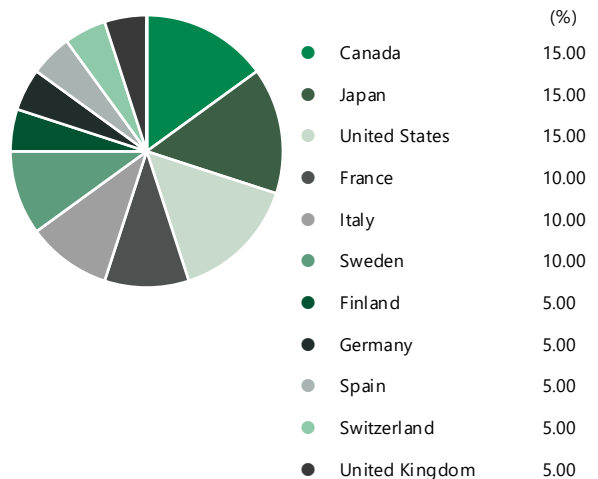
# Better Earth Basket details

Underlying (20)	(%)
Atlas Copco AB (ATCOA SS EQUITY)	5.00
Cisco Systems, Inc. (CSCO UW EQUITY)	5.00
Daiwa House Industry Co., Ltd. (1925 JT EQUITY)	5.00
ENEL SpA (ENEL IM EQUITY)	5.00
Engie (ENGI FP EQUITY)	5.00
First Solar Inc. (FSLR UW EQUITY)	5.00
Gecina SA (GFC FP EQUITY)	5.00
Holcim AG (HOLN SE EQUITY)	5.00
Holmen AB (HOLMB SS EQUITY)	5.00
Hydro One Limited (H CT EQUITY)	5.00
Kubota Corporation (6326 JT EQUITY)	5.00
Magna International Inc. (MG CT EQUITY)	5.00
Mitsubishi Corporation (8058 JT EQUITY)	5.00
Redeia Corp SA (RED SQ EQUITY)	5.00
SSE PLC (SSE LN EQUITY)	5.00
Terna - Rete Elettrica Nazionale (TRN IM EQUITY)	5.00
Texas Instruments Inc. (TXN UW EQUITY)	5.00
UPM-Kymmene Oyj (UPM FH EQUITY)	5.00
Vonovia SE (VNA GY EQUITY)	5.00
WSP Global Inc. (WSP CT EQUITY)	5.00

Sectorial Allocation



Geographic Allocation

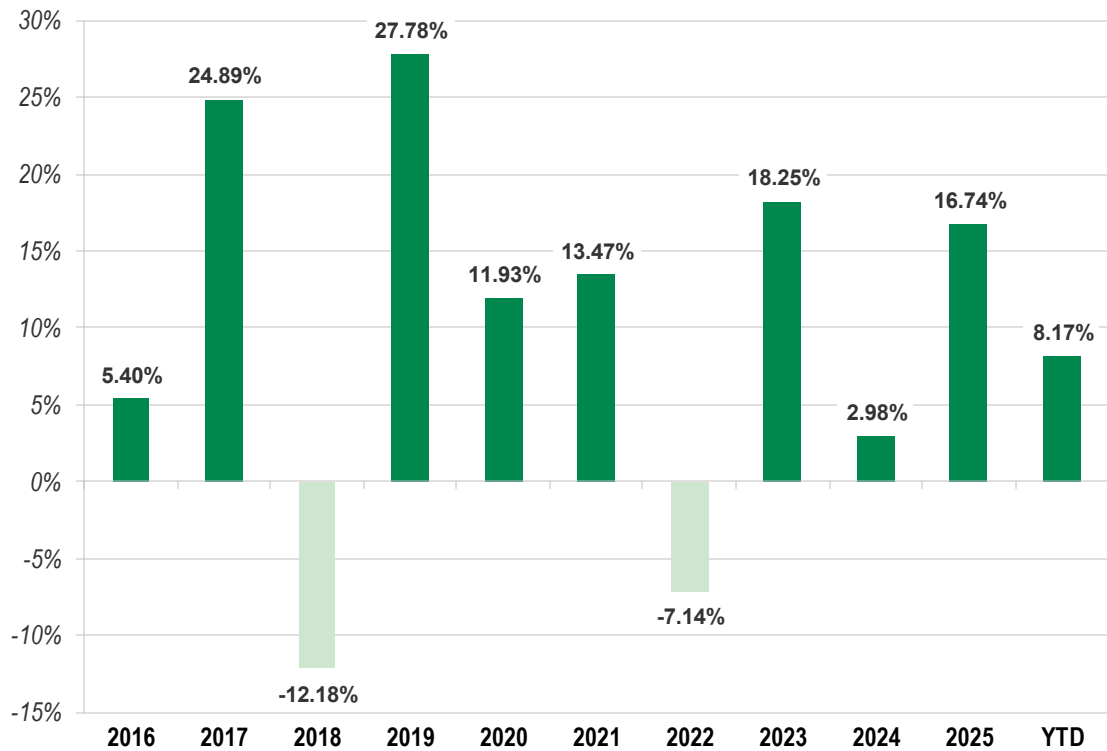


Values as of April 30, 2026. Provided for illustrative purposes only. Past performance is not indicative of future returns.

For advisor internal use only.

If there is a discrepancy between the information provided in this document and the products characteristics provided in the investment agreement, the later prevail.

## Better Earth Basket performance by year



## Better Earth Basket performance by period

Period	1 year	2 years	3 years	4 years	5 years	10 years
Performance	28.70%	12.39%	13.12%	12.40%	10.50%	10.85%

Annual  
Compound  
Returns  
(%)

